



**Nottinghamshire
County Council**

**Nottinghamshire's Special
Educational Needs and
Disabilities (SEND) Place
Planning Strategy (2021-2026)**

A 5-year Strategy for Nottinghamshire

Contents

	Page
1. Foreword	3
2. Introduction	4
3. Nottinghamshire County Council's Property Strategy	5
4. Vision for Nottinghamshire	5
5. Key values and principles	5
6. The Nottinghamshire context	7
7. The financial context	8
8. The demand for specialist provision	12
9. Our response	16
a. Reducing the demand for specialist provision	
b. Increasing the supply of high-quality provision	
10. Our commitments – the implementation of the Nottinghamshire SEND Place Planning Strategy	18
Appendices	
1. High Needs budget expenditure in Nottinghamshire between 2017-2018 and 2021-2022	19
2. Nottinghamshire Special Schools Leavers from Year 13/14 between 2022 and 2026	20
3. Analysis of Education, Health and Care Plans by age	21
4. Nottinghamshire SEND Strategic Action Plan (2021-2022) Priorities	22
5. Nottinghamshire's SEND Place Planning Work Programme 2021-2026	23

1. Foreword

I am pleased to provide a foreword to Nottinghamshire's Special Educational Needs and Disabilities (SEND) Place Planning Strategy (SEND) Policy for the period 2021-2026.

The Strategy builds upon the County Council's SEND Policy (2021-2023) with its commitment to most children and young people with SEND receiving their education in local mainstream settings with additional resources or when required in good or outstanding publicly funded Special Schools local to the place where they live.

Since the Children and Families Act (2014), there has been a significant increase in the demand for SEND services and provision, as well as the need to support some young people until the age of 25. In Nottinghamshire we have seen an increase in the number of children and young people in specialist educational placements by 510 places over the last five years. Expenditure on specialist educational placements has increased from £36.323m in 2017-2018 to £58.760m in 2021-2022, a 61.7% increase. An increasing amount of this expenditure has been spent on securing specialist provision from the more expensive independent sector.

Nottinghamshire has only been able to make this investment following two years of significantly above inflation increases in the High Needs Block of the Dedicated Schools Grant (DSG). Despite these increases, Nottinghamshire remains the worst funded local authority amongst its statistical neighbours and other East Midlands regional County Councils.

Since 2017, Nottinghamshire has been able to increase the number of pupils on roll at its publicly funded Special Schools by 169. This has included the rebuilding of Newark Orchard Special School with an increased capacity of 32% with the future potential to expand it by a further 30 places. The County Council has also committed to a feasibility study to identify a site in the Hucknall and Ollerton areas to build a new special school of 75 places.

Despite these recent investments the Strategy identifies a need for 285-490 new places over the next five years. These places will be delivered through a mixture of provision including the expansion of the current Nottinghamshire Special School estate, the building of a new Special School, and the development of Specialist Satellite Centres on existing mainstream schools or new mainstream schools being planned to be built

The Strategy is ambitious for Nottinghamshire and its Implementation Plan will be reviewed annually with progress reports provided to the Children and Young People's Committee, as well as the local area's SEND Accountability Board.

Cllr Tracey Taylor

Chairman of the Children and Young People's Committee
Nottinghamshire County Council

2. Introduction

Following the Children and Families Act (2014), the landscape of SEND (Special Educational Needs and Disabilities) has changed considerably, both nationally and locally. Over the last seven years there has been a significant increase in the demand for SEND services and provision, as well as the need to support some young people until the age of 25. As a Council we must recognise and address the following issues:

- There are now more children and young people with SEND.
- Advancements in medical science means that more children and young people with life limiting conditions are living longer.
- The SEND needs of some children have become more complex, especially around social, emotional, and mental health.
- New legislation stipulates that we must now plan support for some young people with SEND until the age of 25.

The increasing demand for services especially specialist educational provision has in turn placed considerable pressure on the budget (the 'High Needs Block') for services and provision for children and young people with SEND.

Nottinghamshire has benefited from its long-term commitment to inclusion, resulting in most children and young people with SEND receiving their education in local mainstream settings and accessing resources without the need for an Education, Health and Care Plan (EHCP). Nottinghamshire remains one of the lowest local authority areas in the country for the percentage of children and young people¹ with an EHCP. Despite this between January 2016 and January 2021 Nottinghamshire experienced an increase of 64.5% in the numbers of EHCPs, compared to a national increase of 68.0%. The impact of this increase in demand on budgets and provision will be analysed further within this SEND Place Planning Strategy.

The County Council's [SEND Policy](#) and the accompanying [SEND Strategic Action Plan](#) approved respectively in September 2020 and January 2021, set out the Local Area's priorities under six key strands of work:

- SEND Partnership
- SEND Provision
- SEND Systems
- SEND Attainment
- SEND Workforce
- SEND Communications

The focus of this Strategy will be on how the County Council will deliver sufficient provision to meet needs both in mainstream and specialist educational settings over the next five years for children and young people with SEND. It is important that this Strategy considers both the supply of high-quality provision and support, and how to reduce the demand for more specialist provision in Nottinghamshire.

¹ The percentage of 0-25-year olds with an EHCP in Nottinghamshire is 1.26%, this is significantly lower than the English average of 2.23%.

3. Nottinghamshire County Council's Property Strategy

Nottinghamshire County Council has a significant property portfolio. The total asset value of the corporate estate, encompassing land and buildings is more than £700m. This value includes all locally managed schools but excludes academies.

Property asset management is a key part of business planning informing at a strategic level, the decisions about the Council's business needs, the deployment of land and property assets and future investment needs. This helps to ensure that we:

- provide value for money.
- meet the needs of customers and services.
- support regeneration and economic growth across the County.
- provide assets which are efficient and effective.

The Corporate Property Strategy (2018 - 2023) is part of the Council's Corporate Asset Management process and provides a framework to support the development and management of the land and property assets, to accomplish the ambition of delivering collaborative property solutions that achieve corporate objectives.

Property colleagues work in close partnership with the Council's service departments to identify service land and property needs, to ensure that departments have the property they need in the right location to deliver their services effectively.

4. Vision for Nottinghamshire

The 2020 Nottinghamshire SEND Policy set out the following vision for Nottinghamshire:

"Our vision is that children and young people with Special Educational Needs and Disabilities (SEND) will be safe, healthy and happy, and have a good quality of life and opportunities to fulfil their aspirations, develop their independence and make a positive contribution to society." (September 2020).

The vision is supported by the Nottinghamshire SEND Accountability Board which represents all key stakeholders across the Local Area including health, educational settings, parents and carers.

5. Key values and principles

The Nottinghamshire SEND Policy also outlines the values and principles that will underpin the Local Area's approach to its work with children and young people with SEND and their families. The values and principles are as follows:

- Ensuring the child or young person's voice is central to decision making.
- Supporting collaborative relationships with key partners and services, including parents and carers, schools, colleges and other educational settings, health, and other local authority services.
- Working in partnership to ensure the co-ordination of services.
- Co-producing services with service users.

- Committing to improve the attainment of all children and young people, with a focus on the achievement and progress of those with SEND.
- Ensuring early support and timely intervention, following the identification of need, using a graduated approach to avoid escalation of difficulties.
- Maintaining inclusive practices to ensure that children and young people remain connected to their communities.
- Preparing children and young people for adulthood at the earliest appropriate stage.
- Ensuring that children and young people with SEND attend good and outstanding Early Years settings, schools, and colleges, including special schools and specialist colleges where appropriate.
- Allocating resources using processes that are simple, fair, and transparent.

The contents of this Strategy reflect these values and principles in Nottinghamshire's approach to delivering services to children and young people with SEND.

Nottinghamshire County Council has a long-standing commitment to inclusion, and for most children and young people with SEND to receive their education in local mainstream settings, and access resources without the need for an EHCP.

When mainstream settings are agreed to be unsuitable, by agencies working with the child, young person, and their family we work together with schools and colleges to provide high quality, specialist alternatives. Overall, Nottinghamshire has 11 maintained and academy special schools with a combined pupil population of 1,125². These provide specialist placements, accessible via the statutory EHCP assessment process.

Our commitment to inclusion extends into adulthood. Nottinghamshire's post-16 Further Education (FE) footprint comprises mainstream, specialist and vocational provision that supports successful transition into adult lives of independence, choice and control, and employment, where appropriate.

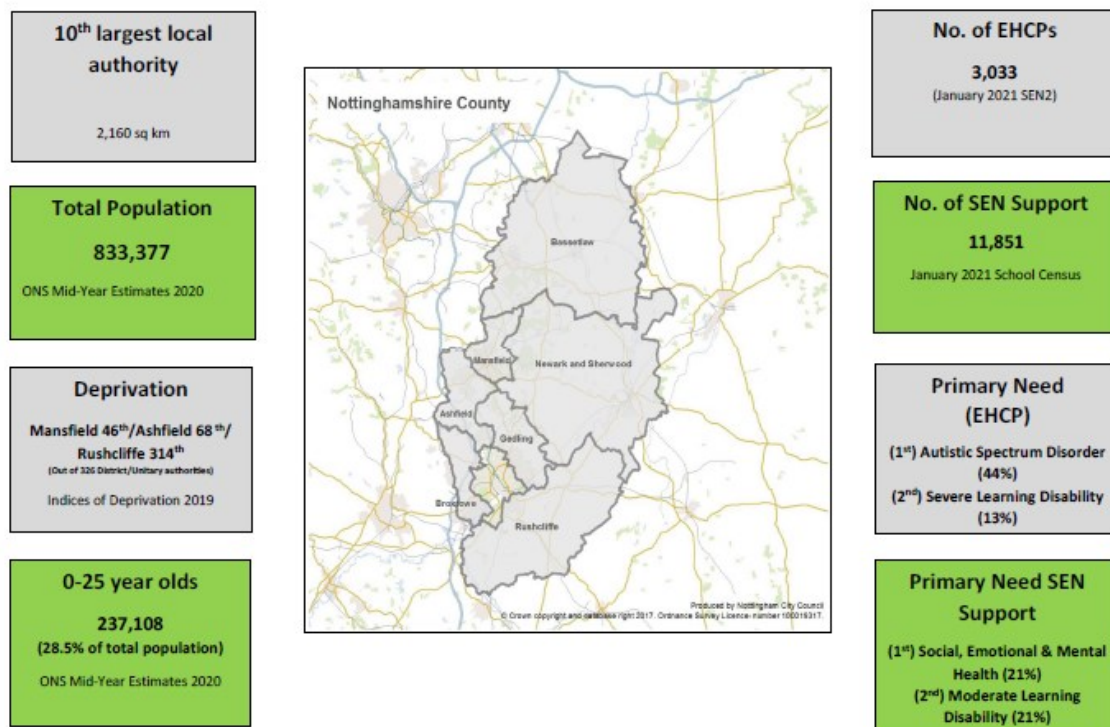
The following outcomes underpin this approach:

- Decisions made about the education of children and young people with SEND are shaped by their thoughts and views.
- Decision making related to placements and curriculum is of high quality, so that children and young people are better prepared for adulthood and can access educational pathways leading to the outcomes they seek.
- Decision making takes place as close to children or young people as possible to promote local accountability with a focus on early intervention.
- Our plans and services for SEND are designed with children and young people, parents, and carers, according to the principles of co-production, as outlined in Nottinghamshire's Co-production Charter and the SEND Code of Practice.

² School Census January 2021

- Parents and carers of children and young people with SEND are confident in the decisions that are made, and in the provision their children and young people receive.
- Children and young people access appropriate educational provision as close to home as possible, with or without an EHCP, so that they make continuous and appropriate progress from their personal starting points.
- Transition arrangements across key stages and between all Children's and Adult services are seamless and smooth.
- The range of local SEND provision and educational settings is broad, so that more children and young peoples' needs are met closer to home.
- Our approach to social, emotional, and mental health concerns is consistent, so that needs are met in mainstream settings and fewer children and young people with SEND receive fixed-term or permanent exclusions.

6. The Nottinghamshire Context



Nottinghamshire is the tenth largest County Council in England, with a population of 833,377 (source: Mid-Year Population Estimates 2020). Levels of deprivation vary considerably across the County's seven districts and boroughs, ranging from the highest in Mansfield (46 out of 326 Districts/unitary authorities) to the lowest in Rushcliffe (314 out of 326) (source: Indices of Multiple Deprivation 2019).

In Nottinghamshire, 11.0% of pupils in maintained schools or academies have a statutory EHCP or are in receipt SEN support. This compares to an average of 15.2% across all English local authorities (January 2020), statistical neighbour average is 14.1% and the East Midlands average is 14.1% (source: School Census 2020).

The most common primary SEND needs for children and young people with an EHCP are: (1) Autistic Spectrum Condition (44%); and (2) Severe Learning Difficulty (13%). For children and young people with SEN Support the most common primary SEND needs are: (1) Moderate Learning Difficulty (21%); and (2) Social, Emotional and Mental Health (21%) (source: School Census January 2021).

The percentage of children and young people in Nottinghamshire with SEN Support varies considerably across the County. In Ashfield schools, 11.9% of all children and young people have SEN Support, whilst only 5.6% of children and young people in Rushcliffe receive SEN Support (source: School Census January 2021).

In January 2021, there were 3,033 EHCPs in Nottinghamshire. 2.4% of these plans were for children under 5 years of age; 24.9% for children aged 5-10; 39.4% for young people aged 11-15; and 33.3% aged 16-25. Nottinghamshire has a higher percentage of young people aged 16 or above with an EHCP than the English average but a lower percentage for Early Years and Primary aged children (source: SEN2 2021).

Two thirds of children with an EHCP attending a Nottinghamshire maintained or academy school are registered at a special school, compared to the English average of 47.0%, statistical neighbour average of 51.9% and East Midlands average of 50.4%. This reflects the long tradition of inclusion in Nottinghamshire, with significant numbers of children and young people with SEND attending mainstream schools without recourse to an EHCP (source; SEN2 2021).

The national percentage increase in EHCPs between January 2016 to January 2021 was 68.0%. This compares to an increase of 64.5% (1,844 to 3,033) in Nottinghamshire. Statistical neighbours increased by 61.2%, and East Midlands increased by 62.2% (source: SEN2 2021).

Despite this increase in EHCPs, the percentage of 0-25-year olds with an EHCP in Nottinghamshire at 1.28% remains significantly lower than the English average of 2.48%, statistical neighbour average of 2.47% and East Midlands average of 2.03% (source: SEN2 2021 and mid-year population estimate 2020).

7. The financial context

a. High Needs Block

Funding for Special Educational Needs is provided to local authorities through the High Needs Block of the Dedicated Schools Grant (DSG). Local authorities must spend the funding in line with the associated conditions of grant, and School and Early Years Finance (England) Regulations.

The high needs funding system supports provision for children and young people with special educational needs and disabilities (SEND) from their early years to age 25, enabling both local authorities and institutions to meet their statutory duties under the Children and Families Act 2014.

High needs funding is also intended to support good quality Alternative Provision for pre-16 children and young people who, because of exclusion, illness, or other reasons, cannot receive their education in mainstream or special schools.

The High Needs Block can also fund high needs services delivered directly by the authority, or through a separate funding agreement with institutions (including funding devolved to institutions), as permitted by regulations.

Historically Nottinghamshire has been significantly underfunded when compared to statistical and regional neighbours. Table 1 below shows the High Needs Budget allocations for 2021-2022 including the amount per child or young person aged 2-18 years of age.

Table 1 The High Needs Budget settlement for 2021-2022 for Nottinghamshire and its statistical and regional neighbours including the allocation per 2-18-year-old population.

Local Authority	Mid-2020 age 2-18 ONS Population Estimate	2021/22 Published High Needs Block (£ millions)	Published High Needs Block per 2-18 population
Kent	334,809	247.472	£739.14
Lincolnshire	143,524	100.624	£701.09
Cheshire West and Chester	67,197	45.503	£677.16
Warwickshire	113,911	74.830	£656.91
Lancashire	243,158	151.233	£621.95
Derbyshire	148,497	91.459	£615.90
Staffordshire	164,338	99.352	£604.56
Essex	303,323	182.337	£601.13
Cumbria	88,683	53.305	£601.08
Worcestershire	115,463	69.102	£598.48
Leicestershire	140,036	83.204	£594.16
Nottinghamshire	163,061	91.152	£559.01

Source: Nottinghamshire County Council

If Nottinghamshire had received the same level of funding as other statistical neighbours at least an additional £6.436m (Worcestershire) would have been received, or if funded, as per Kent, the budget would have been an additional £29.373m for 2021-2022. The difference between Nottinghamshire and its statistical neighbours has reduced in the last couple of years following a successful campaign

by the County Council and local MPs, the County Council received budget increases that was amongst the highest in England.

Table 2 How we spend the High Needs budget in Nottinghamshire (%)

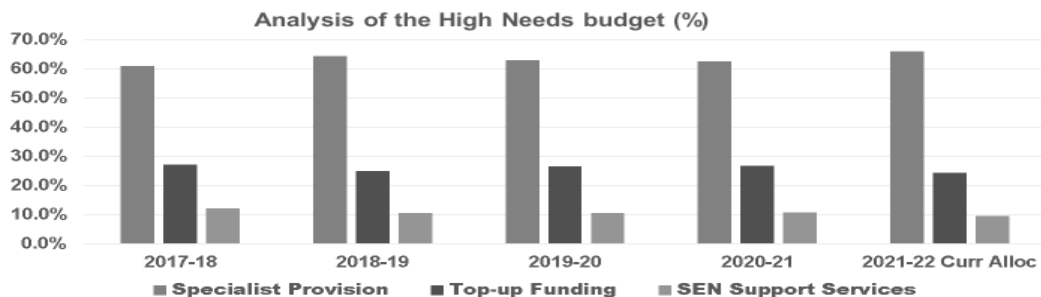
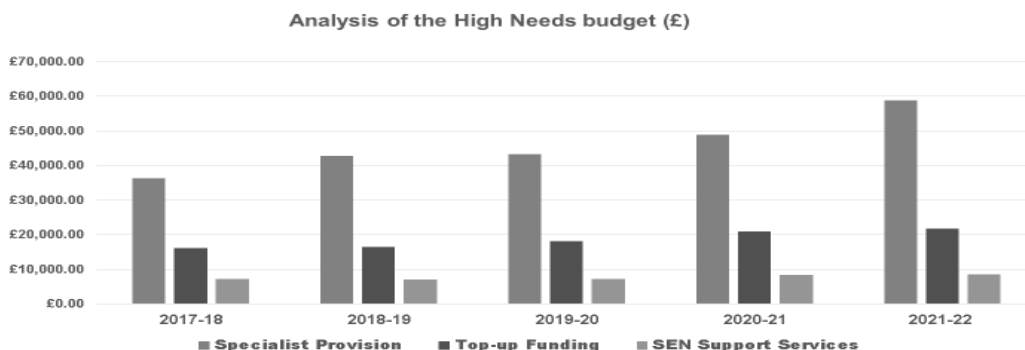


Table 2 above provides an analysis of how the High Needs Budget is spent in Nottinghamshire. The table splits expenditure between expenditure on specialist educational provision; top-up funding devolved to mainstream schools to support children and young people with SEND; and local authority SEN support services. The percentage of the High Needs Budget spent on specialist provision has increased from 60.9% in 2017-2018 to 66.0% proposed for 2021-2022.

Table 3 below provides an analysis of High Needs Budget expenditure by actual cost rather than the percentage of the budget. Between 2017-2018 and 2021-2022 the actual expenditure on specialist provision has increased from £36.323m to £58.760m. This represents a 61.7% increase in expenditure compared to a 34.8% increase for devolved top-funding to mainstream schools. The overall increase in the High Need Budget over these five years was 49.3% or £29.429m. For further details on the High Needs Budget expenditure please see **Appendix 1**.

Table 3 How we spend the High Needs budget in Nottinghamshire (£)



Source: Nottinghamshire County Council

The percentage spent on specialist provision remains low in Nottinghamshire compared to other local authorities with a small number spending over 90% of their

High Needs Budget on specialist provision, and Nottinghamshire's High Needs Budget deficit remains relatively low (£1.02m in 2019-2020 and £2.473m in 2020-2021), when compared to other local authorities. For example, in 2020-2021 Kent had a budget deficit of £35m and is forecasting a further deficit of £24m in 2021-2022.

The changes in the expenditure patterns of the High Needs Budget reflect the following pressures on provision and services for children and young people with SEND:

- The extension of support for children with SEND up to age 25.
- The increased size of the cohort receiving support due to early identification of additional needs.
- The increase in complexity of need resulting in increased financial costs.
- A shortage of local specialist provision in relation to Autism Spectrum Condition (ASC) and Social, Emotional and Mental Health (SEMH) needs resulting in expensive out of Authority and independent non-maintained placements.
- Increases in requests for top-up funding across all settings.
- The lack of confidence in mainstream schools and settings to provide a graduated response before turning to statutory assessment.
- Increases in exclusions resulting in more costly Alternative Provision.
- Raised expectations of children and families resulting in increased parental requests for high-cost specialist placements.
- Tribunal decisions that have supported parental preference for independent placements.
- Potential impact of changes in the service offer to young adults post 18 by Adult Social Care and Health.

There are a range of factors that drive the costs associated with the High Needs Budget across all local authorities. These include the following:

- Increasing cost and scale of Specialist Provision.
- Increasing number of Independent placements.
- Exceptional Needs Funding (topping up the top-up),
- Carry forward of overspends,
- Increased cost of post 16 placements,
- Reduction in support services with schools picking up the costs themselves as a direct consequence of additional expenditure of specialist educational placements.

The average costs per year of the different types of specialist provision is currently as below:

- | | |
|-------------------------------------|---------|
| • Nottinghamshire Special Schools | £23,596 |
| • Independent / Independent Schools | £48,132 |
| • Alternative Provision | £26,813 |
| • Post 16 Specialist Colleges | £12,028 |

It is unlikely Nottinghamshire will continue to receive the increases to the High Need Budget experienced recently (2020-21 £11.833m, and 2021-22 £10.875m), whilst the demand for high cost specialist placements continue.

b. Capital Funding

Between 2018 and 2021, the County Council has received a total of £4.321m from the Department for Education (DfE) from its Special Provision Fund. This funding has been used to complete the rebuilding of Orchard Special School (£2.545m); the development of 4 Enhanced Provision Units on mainstream school sites and a Special School Hub at the Beech Academy. Some of the funding (£253.000) has also been used to support adaptations in Academies.

There have been several opportunities for the County Council to bid for the funding for a new Special Free School. The last bidding round (Wave 2) in 2018 resulted in one new Special Free School being agreed in the East Midlands in Leicestershire.

In May 2021, the DfE announced the High Needs Provision Capital Allocations for 2021-2022 for local authorities. The allocation for Nottinghamshire is £5.316m.

8. The demand for specialist provision

a. Number of places

Between January 2016 and January 2021, the number of children and young people attending specialist educational settings increased by 510. Table 4 below outlines this increase over the last five years.

Table 4 Changes in the numbers of specialist educational placements between January 2016 and January 2021

Type of placement	Jan 2016	Jan 2021	Difference between Jan 2016 and Jan 2021)
LA Maintained and Academy Special Schools (Nottinghamshire and Out of County)	985	1190	+205
Independent / Independent Specialist Schools	184	268	+84
Alternative Provision	41	126	+85
Post 16 Specialist Provision	63	199	+136
Total	1273	1783	+510

Source: SEN2 2021

During the same period the net increase in EHCPs was 1,189. The increase in special educational placements represents 43% of the net increase in EHCPs.

The number of new EHCPs each year have averaged of 370 over the last five-year period, however the increase during 2020, 465, was the highest thus far recorded. Currently in 2021, numbers of requests for EHCPs and new EHCPs issued is in line with the same period during 2020. With the assumption that **43%** of these EHCPs require a specialist educational setting, the number of additional places required each year would be within the range between **159 to 200**.

It should be noted that Nottinghamshire Special Schools have on average 102 young people leaving Year 13 /14 each year over the next five-year period (please see Appendix 2). As a result of this, the actual number of new specialist educational placements required is within the range between **57 to 98** per year, or a total of **285 to 490** over the next five-year period from September 2021.

b. Type of provision

Table 5 below provides an overview of the changes in Primary Special Educational Need (SEN), since January 2017. Children and young people with a Primary SEN of Autistic Spectrum Disorder / Condition currently account for 49.0% of all EHCPs in Nottinghamshire. This has increased from 37.7% since January 2017. This increase is replicated nationally.

Table 5 The Primary SEN of children and young people in Nottinghamshire with an EHCP

Primary SEN	Jan-17	Jan-18	Jan-19	Jan-20	Jan-21
Autistic Spectrum Disorder / Condition	793	1003	1217	1396	1486
Hearing Impairment	39	43	47	46	35
Moderate Learning Difficulty	204	225	234	215	225
Multi-Sensory Impairment	7	10	15	16	18
Other Difficulty/Disability	80	202	295	340	300
Physical Disability	191	219	418	393	367
Profound & Multiple Learning Difficulty	77	83	27	30	29
Severe Learning Difficulty	207	216	86	82	67
Social, Emotional and Mental Health	361	330	321	340	384
Speech, Language or Communications Difficulties	94	112	129	106	94
Specific Learning Difficulties (Dyslexia)	29	30	12	9	8

Primary SEN	Jan-17	Jan-18	Jan-19	Jan-20	Jan-21
Visual Impairment	22	26	24	18	20
Total	2104	2499	2825	2991	3033

Source: SEN2 2021

The second largest Primary SEN is Social, Emotional and Mental Health. The increase has been much less (23 children and young people over 4 years) than Autistic Spectrum Disorder / Condition, and 12.7% of the total number of EHCPs in January 2021. When considering new EHCP's only, the increase has been 20.6% since 2016. However, in 2020 the increase in EHCPs for this Primary SEN group accounted for 26.5% of all new EHCPs.

However, it should be noted that the majority (**53.8%**) of children and young people with an EHCP and a Primary SEN of Social, Emotional and Mental Health attended independent / independent specialist or alternative provision, this is significantly higher than any other Primary SEN. For example, the respective figure for children and young people with an EHCP and a Primary SEN of Autistic Spectrum Disorder / Condition is 34.0%.

Most of any future provision should focus on the two Primary SEN types of autism and social, emotional, and mental health. Different provision will be required for the two groups with children and young people with social, emotional, and mental health who benefit from small environments, whilst being able to access the national curriculum.

c. Location

Table 6 below provides details of the location of children and young people with EHCPs in Nottinghamshire. Ashfield district has considerably more EHCPs compared to the other six districts. The main areas of growth in the County over the last four years have been: Ashfield, Mansfield, and Gedling. It is important that any new provision reflects the growth in numbers in these areas.

Table 6 Details of the location of children and young people with EHCPs in Nottinghamshire

Home district	All current plans		New Plans	
	January 2021		2017-2020	
	Number	%	Number	%
Ashfield	596	19.7	329	21.4
Bassetlaw	398	13.1	174	11.3
Broxtowe	331	10.9	175	11.4
Gedling	398	13.1	216	14.0

Home district	All current plans		New Plans	
	January 2021		2017-2020	
	Number	%	Number	%
Mansfield	455	15.0	267	17.3
Newark and Sherwood	472	15.6	205	13.3
Rushcliffe	350	11.5	161	10.4
Out of County	33	1.1	14	0.9
Total	3033	100.0	1541	100.0

Source: SEN2 2021

d. Age

Table 7 below provides information on the ages of children and young people with EHCPs in Nottinghamshire. Between January 2017 and January 2021, there has been the following changes in the age profile of all children and young people with an EHCP:

- Under 5 years of age – **9.0% increase**
- Aged 5-10 – **10.2% increase**
- Aged 11-15 – **10.9% decrease**
- Aged 16-19 – **1.55 decrease**
- Aged 20 - 25 – **73.0% increase**

The significant increase in the age group 20-25 reflects changes in legislation and the extension of the age group up to 25 years of age. The numbers in this age group remain small and 49.7% are aged 20, and there is a considerable reduction in numbers for older young people, with only 19 aged 23-25.

The growth in the numbers of new ECHPs has been greater in the 5-10 age group, accounting for over 4 in 10 of all new EHCPs during 2020. When planning future provision, it will be important to provide additional provision capacity at both primary and secondary phases. **Appendix 3** provides further detail of the age profile for all EHCPs in Nottinghamshire.

Table 7 Details of the ages of children and young people with EHCPs in Nottinghamshire

Age group	All current EHCPs (%)		New EHCPs (%)	
	January 2017	January 2021	2016	2020
Under 5 years of age	2.2	2.4	11.4	10.1
Aged 5-10	22.6	24.9	35.7	43.9
Aged 11-15	44.2	39.4	34.3	34.6
Aged 16-19	27.3	26.9	15.7	10.1
Aged 20-25	3.7	6.4	2.9	1.3

Source: SEN2 2021

9. Our response

The Nottinghamshire SEND Place Planning Strategy recognises that building additional specialist provision will not alone resolve the pressures on the High Need Budget. Additional specialist provision brings further costs, and as other local authorities have experienced any additional provision is very quickly filled. In Nottinghamshire our approach needs to focus on both reducing the demand in line with the County Council's Policy that most children and young people with SEND receive their education in local mainstream settings with additional resources, and providing additional high-quality provision in publicly funded educational settings.

a. Reducing the demand for specialist provision

Nottinghamshire's long-term commitment to inclusion has almost certainly assisted to reduce numbers of EHCP requests and subsequent Plans, and the demand for specialist provision. The High Needs Review published in 2018 made the following recommendations:

- Engagement with parents and carers should be increased.
- The quality of mainstream SEND offers should be improved and made more consistent.
- Decision making should be based more in local areas.
- A more focussed strategy around High Needs Block spend should be developed.
- Reduced reliance on high cost Independent placements.
- The County Council should make the case to National Government for an increase of Nottinghamshire's share of available funding.

The County Council's SEND Policy, approved in September 2020, and the Local Area Strategic Action Plan (please see **Appendix 4** for further details) articulates these recommendations in greater detail.

Along with the Council's ongoing commitment to inclusion, demonstrated by the continuing devolvement of a substantial amount of the High Needs Budget to mainstream schools to support children and young people with SEND, the Council is developing structures required for decisions to be made as local as possible. Based upon three localities: North (Bassetlaw and Newark and Sherwood), Central (Ashfield and Mansfield) and South (Broxtowe, Gedling, and Rushcliffe), locality groups of key local authority services together with school representatives will:

- Develop a stronger understanding of localities through analysis of data and shared expertise.
- Promote a more effective and joined up response to children and young people's special educational needs.
- Focus on local solutions to local challenges.
- Help partners make better use of diminishing resources e.g. reduce duplication.

Over time it is anticipated that these Locality Working Groups will take ownership and responsibility for the proportion of the High Needs Budget for their own locality. The aspiration is that these groups will develop provision within mainstream educational settings to support children and young people with SEND, rather than higher cost specialist educational placements.

Finally, the County Council has been successful in securing one of the highest increases in the High Needs Block Budget for the last two years.

b. Increasing the supply of high-quality provision

Despite the planned actions to develop locality working, and the ongoing commitment to inclusion, the analysis of the continuing demand for specialist educational placements in section 8 will require the County Council to increase provision over the next five years. This pressure for additional placements exists now and therefore expansion needs to be front loaded for delivery during the first three years.

The headline requirements identified in this Strategy are for:

- An additional 285-490 places in specialist provision by September 2026, with up to 239 places required for September 2023.
- An additional special school for children and young people with autistic spectrum disorder / condition.
- Additional places to be focused on the Ashfield, Mansfield, and Gedling districts to meet these areas current growth in demand.
- A range of provision with most of the additional placements being located either on existing mainstream school sites or new build schools (Satellite Centres), to allow opportunities for integration and access to the national curriculum. This is especially important for the cohort of children and young people with social, emotional, and mental health needs.
- The expansion of current Special School sites.
- Adaptations to mainstream maintained and Academy schools to provide improved access for children and young people with SEND.

This additional provision will deliver high quality learning opportunities for children and young people with SEND in Nottinghamshire, without the need for higher cost independent provision.

10. Our commitments – the implementation of the Nottinghamshire SEND Place Planning Strategy

The County Council is committed to developing a range of high-quality specialist provision in Nottinghamshire. The detailed proposals are set out in Appendix 5.

These commitments will be reviewed and updated annually and reported to the County Council's Children and Young People's Committee.

DRAFT

Appendix 1 - Analysis of the High Needs budget expenditure in Nottinghamshire between 2017-2022

	2017-18 (£m)	2018-19 (£m)	2019-20 (£m)	2020-21 (£m)	2021-22 (£m)	Change 2017-22 (£)	Change 2017-22 (%)
Specialist Provision	£36,323	£42,809	£43,310	£48,903	£58,760	£22,437	61.7%
Top-up Funding	£16,132	£16,564	£18,237	£20,943	£21,753	£5,621	34.8%
SEN Support Services	£7,186	£7,051	£7,274	£8,349	£8,557	£1,371	19.0%
Total	£59,641	£66,424	£68,821	£78,195	£89,070	£29,429	49.3%

	2017-18	2018-19	2019-20	2020-21	2021-22	3-Year Average
Specialist Provision	60.9%	64.4%	62.9%	62.5%	66.0%	63.8%
Top-up Funding	27.0%	24.9%	26.5%	26.8%	24.4%	25.9%
SEN Support Services	12.0%	10.6%	10.6%	10.7%	9.6%	10.3%
Total	100.0%	100.0%	100.0%	100.0%	100.0%	100.0%

Source: Nottinghamshire County Council

**Appendix 2 - Nottinghamshire Special Schools Leavers from Year 13/14
between 2022 and 2026**

Name of school	2021-2022	2022-2023	2023-2024	2024-2025	2025-2026
Ash Lea	9	8	8	7	7
Beech	10	7	16	12	15
Brackenhill	8	14	15	14	14
Carlton Digby	7	6	4	6	8
Derrymount	2	5	12	10	13
Fountaindale	6	4	10	7	6
Foxwood	10	10	16	10	14
Newark Orchard	14	11	11	15	16
Redgate	N/A	N/A	N/A	N/A	N/A
St Giles	18	18	13	10	7
Yeoman Park	14	10	9	6	10
Total	98	93	114	97	110

Source: NCC School Moderation Spring 2021

Appendix 3 - All Education, Health and Care Plans by age

Age	Jan-17	Jan-18	Jan-19	Jan-20	Jan-21
2	5	1	3	4	4
3	21	21	8	19	26
4	21	39	35	32	42
5	54	48	64	60	67
6	56	72	71	94	86
7	68	92	104	91	135
8	76	93	120	122	122
9	104	97	120	142	150
10	118	147	148	164	196
11	177	157	189	198	217
12	166	205	188	215	208
13	196	199	249	213	245
14	172	225	228	276	240
15	219	189	249	239	285
16	213	235	210	260	264
17	186	218	235	209	250
18	111	186	211	201	169
19	64	116	178	186	134
20	53	73	108	136	96
21	8	60	54	81	53
22	12	9	37	37	25
23	4	13	7	11	16
24	0	4	9	1	3
25	0	0	0	0	0
Total	2104	2499	2825	2991	3033

Source: SEN2

Appendix 4 – Nottinghamshire SEND Strategic Action Plan (2021-2022) Priorities

The relevant priorities for the SEND Place Planning Strategy within the Nottinghamshire SEND Strategic Action Plan (2021-2022) are as below:

- **Complete a needs analysis of specialist provision to predict future needs and support bids for capital funding.**
- **Develop and embed a wider range of specialist education provision to meet local needs.**
- **Work with mainstream school leaders to ensure SEND is a priority and to support them to develop a strategic approach to developing SEND Provision.**
- **Review funding formula for SEN Support to improve incentives for inclusive practice.**
- **Support settings to apply a whole setting approach to SEND.**
- **Implementation of the Locality Model is supported by strategic leaders across the Local Area.**
- **Support settings to accurately identify SEND needs across all educational settings including Early Years and Further Education.**
- **The impact of transition arrangements at all Key Stages are reviewed to ensure robust communication of need and ongoing consistency of support.**
- **Establish a geographical pilot to develop pathways and the curriculum to support Preparation for Adulthood (PfA) outcomes.**
- **Further develop Supported Internships and review access to Traineeships by young people with SEND.**
- **Ensure the commissioning framework for education and care placements includes Preparation for Adulthood (PfA) outcomes related contractual expectations, that link to relevant annual review processes.**
- **Improve the destination information available for young people with SEND (EHCP and SEN Support) post Year 13 (age 18 and above).**

Appendix 5a - Nottinghamshire's SEND Place Planning Work Programme (2021-2026) summary

Year	Number of places required	Special Educational Primary Need	Type of provision	Estimated number of places
September 2021	84	50% of new places need to be for children and young people with Autistic Spectrum Condition (ASC)	New Nottinghamshire Special School for children and young people with ASC	75
September 2022	84		Expansion of existing Nottinghamshire Special Schools	120
September 2023	75	15-20% of new places need to be for children and young people with Social, Emotional and Mental Health (SEMH)	Specialist Satellite Centres (SSCs) on existing mainstream school sites – for provision for children and young people with SEMH (5 Centres)	108
September 2024	48		Specialist Satellite Centres (SSCs) on new mainstream school builds – focused on provision for children and young people with SEMH (3 Centres)	72
September 2025	48			
September 2026	36		Enhanced Provision Units (non EHCPs)	0
Total	375			375

Appendix 5b - SEND Place Planning Work Programme (2021-2026) – Property Options

New Nottinghamshire Special School					
District	Location	Details and potential work required	Places	Special Educational Needs (SEN)	Anticipated timescale
Newark & Sherwood	Special School at Ollerton	New build. Ground investigation works currently being carried out.	75	Autistic Spectrum Condition (ASC)	September 2023

Expansion of existing Nottinghamshire Special Schools					
District	Location	Details and potential work required	Places	Special Educational Needs (SEN)	Anticipated timescale
Rushcliffe	Ash Lea Special School, Cotgrave	Modular building currently used by NHS staff/school clinic. Needs to be fit for purpose. Work to be determined.	62	Predominantly Autistic Spectrum Condition (ASC)	TBC
Gedling	Derrymount Special School, Daybrook	Potential surplus land. Investigating new modular building to create 2 classrooms.		Predominantly Autistic Spectrum Condition (ASC)	TBC
Ashfield	Bracken Hill Special School, Kirkby in Ashfield	New modular building to create to additional classrooms		Predominantly Autistic Spectrum Condition (ASC)	Easter 2022
Mansfield	Yeoman Park Academy, Mansfield Woodhouse	Potential refurbishment or replacement new build by DfE	28	Predominantly Autistic Spectrum Condition (ASC)	September 2024

Expansion of existing Nottinghamshire Special Schools

District	Location	Details and potential work required	Places	Special Educational Needs (SEN)	Anticipated timescale
Newark and Sherwood	Newark Orchard School	Expansion to current building (previously planned for as an option when the new school was built)	30	Predominantly Autistic Spectrum Condition (ASC)	September 2024

Potential Satellite Centres on existing County Council properties

District	Location	Details and potential work required	Places	Special Educational Needs (SEN)	Anticipated timescale
Newark & Sherwood	Former Manners Sutton, Averham	Former primary school. Work to make fit for purpose to be determined.	24	Predominantly Autistic Spectrum Condition (ASC)	
Mansfield	King Edward Primary, Mansfield	Surplus space on existing school site. Work required to make fit for purpose.	24	Predominantly Autistic Spectrum Condition (ASC)	
Gedling	Former Hawthorne Primary School, Bestwood	Former primary school. Needs to be fit for purpose. Work to be determined.	60	Predominantly Autistic Spectrum Condition (ASC)	
Bassetlaw	North Leverton	Former Children's Centre. Needs to be fit for purpose. Work to be determined.			

Proposed New build Schools from S106 Contributions

District	Location	Details and potential work required	Places	Special Educational Needs (SEN)	Anticipated timescale
Bassetlaw	Gateford	Potential school expansion land adjoining new primary school.	72		
Rushcliffe	Chapel Lane, Bingham	New residential development which includes a new primary school site with potential to provide SEN space.		September 2022	
Rushcliffe	Rempstone Road, East Leake	New residential development which includes a new primary school site with potential to provide SEN space.		September 2024	
Rushcliffe	Newton	New residential development which includes a new primary school site with potential to provide SEN space.			
Rushcliffe	Fairham Pastures, Barton in Fabis	New residential development which includes a new primary school site with potential to provide SEN space.			
Rushcliffe	Toothill School, Bingham	Proposed expansion which could have potential to provide appropriate space.			
Ashfield	Flying High Academy, Primary school, Hucknall	New school with land allocated for expansion			
Gedling	Top Wighay, Hucknall	Land allocated for primary school as part of mixed development			

Proposed New build Schools from S106 Contributions

District	Location	Details and potential work required	Places	Special Educational Needs (SEN)	Anticipated timescale
Mansfield	Lindhurst, Mansfield	Land allocated for primary school on residential development			
Rushcliffe	Third West Bridgford Secondary	NCC owned land in Lady Bay			September 2024
Rushcliffe	Lady Bay Primary				

DRAFT